








NSP-4604B Dual-Light Headlamp

MARKET APPLICATIONS	Law enforcement, search & rescue, aviation, industrial, automotive and hunting & recreation
DESCRIPTION	The NSP-4604B Dual-Light™ Headlamp features a multi-position tilt head design and has a tight-beam long-throw spotlight designed for distance illumination combined with a wide-beam close area floodlight. This product features a single top mounted switch that activates a 100 lumens spotlight mode, a 45 lumens floodlight mode, and a 90 lumens dual-light mode that turns on both the spotlight and floodlight on at the same time. Power comes from 3 AAA batteries (included).
CASE MATERIAL	Engineered Polymer
DIMENSIONS	Length: 2.2 inches (56 mm) • Width: 2.5 inches (64 mm) • Depth: 2 inches (51 mm)
WEIGHT	Weight: 3.5 oz. (101 g) with batteries installed
LENS	Unbreakable polycarbonate with scratch resistant coating
LIGHT SOURCE	CREE® LEDs Impervious to shock with a 50,000 + hour lifetime
LIGHT OUTPUT	Spotlight: 100 lumens • Floodlight: 45 lumens • Dual-Light: 90 lumens
ON/OFF	Single Body Switch - Spotlight, Floodlight, Dual-Light
RUN-TIME	Spotlight: 7 hours • Floodlight: 8 hours • Dual-Light: 8.5 hours
BATTERY	3 AAA batteries (included)
FEATURES	<ul style="list-style-type: none"> • Spotlight / Floodlight / Dual-light™ • CREE® LED technology – 50,000 + hours LED life • Focused spotlight beam for distance illumination • Unfocused wide-beam floodlight for close-up illumination • Dual-light (spotlight & floodlight at same time) for maximum versatility • IP-X7 Waterproof • Drop rated to 2 meters • Impact & chemical resistant • Engineered polymer housing • Single switch located on top of light • Adjustable ratchet tilt head • Includes Non-slip elastic head strap and 3 premium AAA batteries
WARRANTY	*Limited 1 Year Warranty - Product is warranted to be free from defects in workmanship and materials to the original purchaser for one (1) year from the date of purchase, and includes the LEDs, housing, lenses, electronics, switches, rechargeable batteries and chargers. Disposable non-rechargeable batteries are excluded from this warranty. Normal wear and failures which are caused by accidents, misuse, abuse, faulty installation and lightning damage are also excluded.

APPROVALS



FL1 STANDARD	DUAL-LIGHT	SPOTLIGHT
	90 LUMENS	100 LUMENS
	8h30min	7h
	93m	93m
	2169cd	2169cd
	2m	
	1m	