








NSP-4606B Dual-Light Headlamp

MARKET APPLICATIONS	Law enforcement, search & rescue, aviation, industrial, automotive and hunting & recreation
DESCRIPTION	The NSP-4606B Dual-Light™ Headlamp features a multi-position tilt head design and has a tight-beam long-throw spotlight designed for distance illumination combined with a wide-beam close area floodlight. This product features a single top mounted switch that activates a 140 lumens spotlight mode, a 50 lumens floodlight mode, and a 150 lumens dual-light mode that turns on both the spotlight and floodlight on at the same time. Power comes from 3 AAA batteries (included).
CASE MATERIAL	Engineered Polymer
DIMENSIONS	Width: 2.5 inches (63.5 mm) • Height: 2.2 inches (56 mm) • Depth: 2 inches (51 mm)
WEIGHT	Weight: 3.5 oz. (101 g) with batteries installed
LENS	Unbreakable polycarbonate with scratch resistant coating
LIGHT SOURCE	CREE® LEDs Impervious to shock with a 50,000 + hour lifetime
LIGHT OUTPUT	Spotlight: 140 lumens • Floodlight: 50 lumens • Dual-Light: 150 lumens
ON/OFF	Single Body Switch - Spotlight, Floodlight, Dual-Light
RUN-TIME	Spotlight: 3.5 hours • Floodlight: 8.5 hours • Dual-Light: 4.25 hours
BATTERY	3 AAA batteries (included)
FEATURES	<ul style="list-style-type: none"> • Spotlight / Floodlight / Dual-Light™ • CREE® LED technology – 50,000 + hours LED life • Spotlight beam for distance illumination • Unfocused wide-beam floodlight for close-up illumination • Dual-light (spotlight & floodlight at same time) for maximum versatility • IP-X7 Waterproof • Drop rated to 2 meters • Impact & chemical resistant • Engineered polymer housing • Single switch located on top of light • Adjustable ratchet tilt head • Includes Non-slip elastic head strap and 3 AAA batteries
WARRANTY	Limited 1 Year Warranty • Product is warranted to be free from defects in workmanship and materials to the original purchaser for one (1) year from the date of purchase, and includes the LEDs, housing, lenses, electronics, switches, rechargeable batteries and chargers. Disposable non-rechargeable batteries are excluded from this warranty. Normal wear and failures which are caused by accidents, misuse, abuse, faulty installation and lightning damage are also excluded.

APPROVALS

		FL1 STANDARD	DUAL-LIGHT	SPOTLIGHT
		150 LUMENS	140 LUMENS	
		4h15min	3h30min	
		116m	116m	
		3442cd	3442cd	
		2m	1m	

