

NSR-9746XLLB

Xtreme Lumens™ Metal Multi-Function Full-Size Flashlight Rechargeable (light and battery only)

MARKET APPLICATIONS

Law enforcement, fire & rescue, industrial, security, hardware/tool, automotive, hunting/recreation.

DESCRIPTION

This Xtreme Lumens™ rechargeable metal multi-function full-size flashlight uses a CREE® LED rated at 650 lumens that works in conjunction with a high-efficiency deep parabolic reflector to create a usable beam rated at 450 meters. The body switch provides momentary or constant-on functionality, a set of user-selectable high, medium or low-brightness settings as well as a disorienting strobe. The housing, tail-cap and bezel are made from aircraft-grade 6061-T6 aluminum and have a Type III hard anodized finish. Power comes from a rechargeable Lithium-ion battery. Meets requirements of NFPA-1971-8.6 (2013).

CASE MATERIAL

Aircraft-grade 6061-T6 Aluminum with a Type III Hard Anodized Finish - Black

DIMENSIONS

Length: 12.8 inches (325 mm) • Handle diameter 1.2 inches (30 mm) • Head diameter 2.4 inches (61 mm)

WEIGHT

Weight: 22.5 oz. (638 g) with battery installed.

LENS

Unbreakable polycarbonate with scratch resistant coating.

LIGHT SOURCE

Cree® LED. Impervious to shock with a 50,000 hour lifetime.

LIGHT OUTPUT

High-Brightness - 650 lumens • Medium-Brightness - 390 lumens • Low-Brightness 100 lumens • Strobe - 650 lumens

ON/OFF

Single Body Switch - Momentary & Constant-on, High, Medium & Low-Brightness & Strobe.

RUN-TIME

High-Brightness - 4 hours • Medium-Brightness - 8 hours • Low-Brightness - 44 hours • Strobe - 8 hours.

BATTERY

3-cell, 3.7 Volt Lithium-ion battery pack.

CHARGING

Optional charger is wall or vehicle mountable. Charges in 6 hours (typical) on 100 / 240 50/60 Hz or 12V DC.

FEATURES

- CREE® LED technology – 50,000 + hours LED life
- Momentary or constant-on plus 3 brightness levels & strobe
- Sharp focused beam
- Aircraft-grade 6061-T6 aluminum housing
- Type III hard anodized finish
- Non-slip grip
- Single body switch
- Waterproof
- Impact & chemical resistant
- Meets requirements of NFPA-1971-8.6 (2013)
- Serialized for personal identification
- Powered by rechargeable Lithium-ion battery (included)
- Includes light and rechargeable battery only

WARRANTY

Limited Lifetime Warranty • Includes the LEDs, housing and lenses. Rechargeable batteries, chargers, switches, electronics and included accessories are warranted for a period of two years with proof of purchase. Disposable, non-rechargeable batteries are excluded from this warranty. Normal wear and failures which are caused by accidents, misuse, abuse, faulty installation and lightning damage are also excluded.

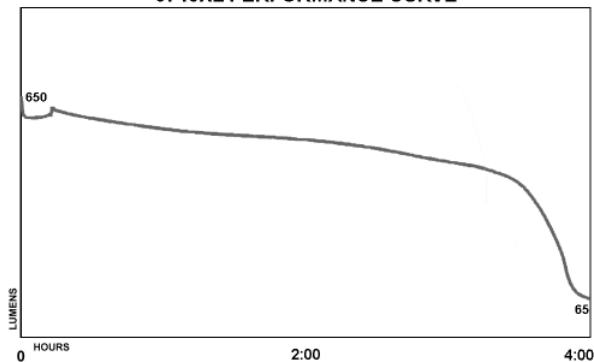
APPROVALS









OPTIONAL ACCESSORIES

Wall or Vehicle Mountable Charger, AC Power Supply, DC Power Supply, 5 Bank Charger, Direct Wire Kit, USB Charging Cable, Red, Yellow, Blue Safety Cones & Belt Rings

9746XL PERFORMANCE CURVE



FL 1 STANDARD	HIGH	MEDIUM	LOW
	650 LUMENS	390 LUMENS	100 LUMENS
	4h	8h	44h
	450m	295m	70m
	64253cd	25834cd	1528cd
	2m		
	1m		